



FALL HOMESCHOOL ACTIVITY PACK

Fall Activity Ideas:
High school
Middle school
Elementary
Preschool

Choose your favorites and print!

Name

Date

Score

High School

SEASONS & MEMORIES

Let's talk about Autumn.

Write a drabble about a young girl preparing for the fall season. This worksheet aims to work on details--try to be very specific when writing about the young girl's whereabouts, clothing, actions, and other aspects worth mentioning.

FALL

zentangle



An Essay on Autumn

Name

Section

Date

Score

High School

Write a 500-word essay following these prompts:

Use your five senses to talk about fall. Explain what you see, hear, taste, feel, and smell when this season finally arrives.

Middle/ Upper Elementary School

When the Leaves Fall Down

Accomplish this writing exercise
in 30 minutes.

NAME

SECTION

DATE

Describe how autumn leaves look like and what happens to them during fall. Your essay must have at least 500 words.



Find-a-word

SEASONS



A	U	T	U	M	N	K	O	N	U	S
W	A	R	R	E	H	T	A	E	W	P
I	E	A	R	T	H	N	G	A	H	R
N	T	R	E	V	O	L	V	E	U	I
T	S	A	Z	O	I	E	G	R	R	N
E	N	T	H	R	E	E	T	E	C	G
R	O	L	Y	A	G	E	R	M	H	N
R	S	E	N	R	D	A	E	M	N	D
I	A	H	F	O	U	R	N	U	A	E
R	E	X	L	A	V	I	T	S	E	F
S	S	W	A	R	M	E	S	T	C	O

Instructions: Find the underlined words in the above find-a-word.

Seasons are the regular changes in weather experienced throughout a calendar year. There are four seasons: Summer, Autumn, Winter and Spring. As the earth takes a year to revolve around the sun, the seasons change depending on which side of the earth is facing the sun. Each season lasts for three months, with summer being the warmest, and winter the coolest.

WHERE ARE THEY GOING?



FIND 15 MUSHROOMS IN THE AUTUMN FOREST



Name _____

PUMPKIN MATH







Practice your expanded math form expanding the numbers in the first pumpkin to the hundreds, tens, and ones as modeled in the first set.





$$\begin{array}{c} \text{Pumpkin 1} \\ 432 \end{array} = \begin{array}{c} \text{Pumpkin 2} \\ 400 \end{array} + \begin{array}{c} \text{Pumpkin 3} \\ 30 \end{array} + \begin{array}{c} \text{Pumpkin 4} \\ 2 \end{array}$$





$$\begin{array}{c} \text{Pumpkin 5} \\ 315 \end{array} = \begin{array}{c} \text{Pumpkin 6} \\ \underline{\hspace{2cm}} \end{array} + \begin{array}{c} \text{Pumpkin 7} \\ \underline{\hspace{2cm}} \end{array} + \begin{array}{c} \text{Pumpkin 8} \\ \underline{\hspace{2cm}} \end{array}$$





$$\begin{array}{c} \text{Pumpkin 9} \\ 376 \end{array} = \begin{array}{c} \text{Pumpkin 10} \\ \underline{\hspace{2cm}} \end{array} + \begin{array}{c} \text{Pumpkin 11} \\ \underline{\hspace{2cm}} \end{array} + \begin{array}{c} \text{Pumpkin 12} \\ \underline{\hspace{2cm}} \end{array}$$





$$\begin{array}{c} \text{Pumpkin 13} \\ 749 \end{array} = \begin{array}{c} \text{Pumpkin 14} \\ \underline{\hspace{2cm}} \end{array} + \begin{array}{c} \text{Pumpkin 15} \\ \underline{\hspace{2cm}} \end{array} + \begin{array}{c} \text{Pumpkin 16} \\ \underline{\hspace{2cm}} \end{array}$$

 286 =  +  + 

 870 =  +  + 

 107 =  +  + 

 457 =  +  + 

 891 =  +  + 

Name: _____

WORD SORTS

Read out loud each word below, and write into the correct column. Keep your eye out for some trick words!

leaves

rake

flop

mum

grow

care

dance

Sydney

rake

colors

desk

fall


nouns	verbs





Name: _____

Date _____

Fall Count and Graph

Count the number of each shape and color it in on the graph.

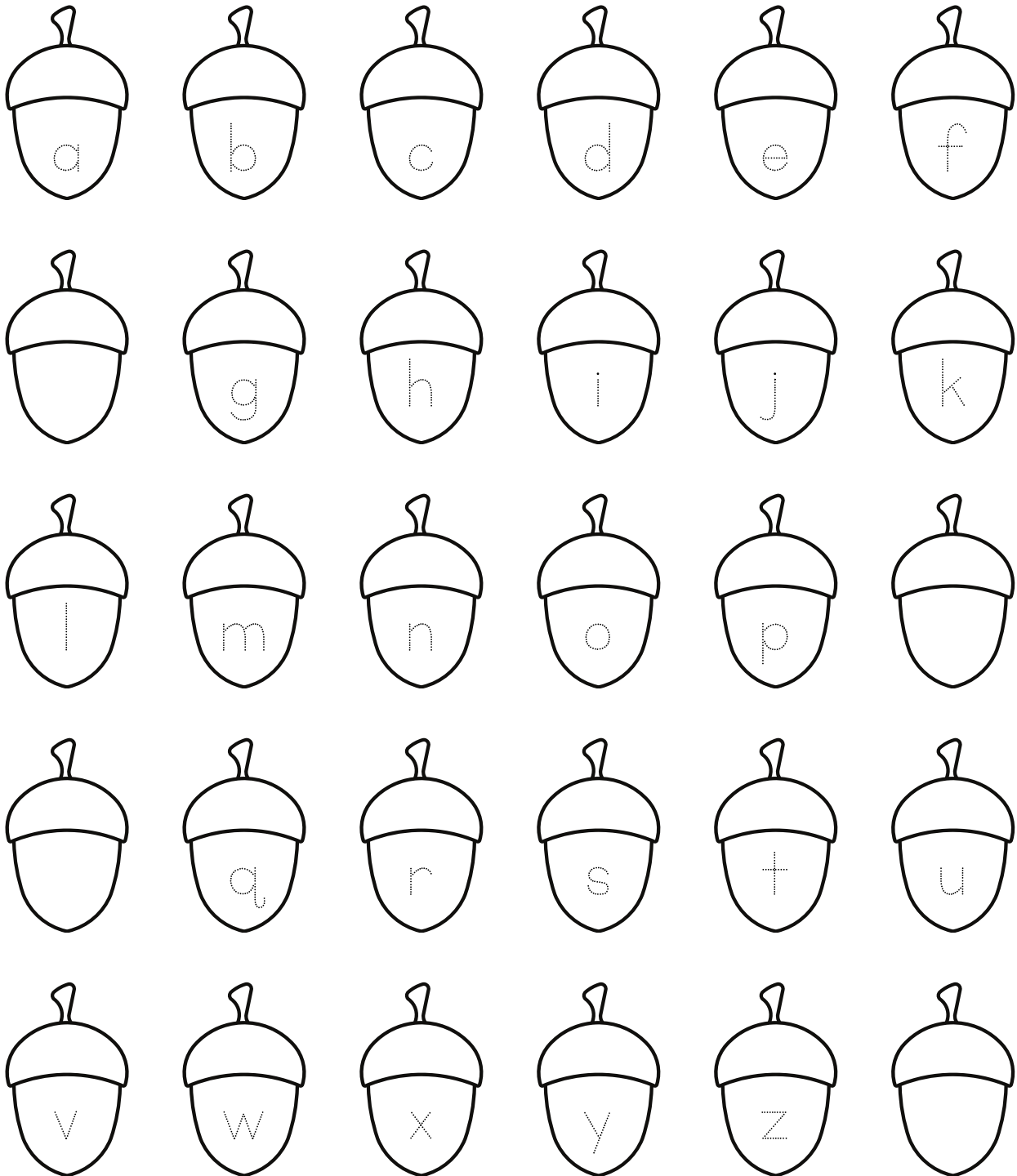


Name _____

ACORN ALPHABET



Practice writing your lower case letters on the acorns below. When finished color the empty acorns so that Mr. Squirrel can easily find them!



Name _____

Fall Leaves

Help Mr. Squirrel practice his upper case letter writing by tracing the letters below. When finished color the blank leaves in fall colors.



Name _____

Fall Leaf Counting

Practice writing the numbers 1 through 12 on the leaves below. When finished color the leaves using fall colors if time permits.

