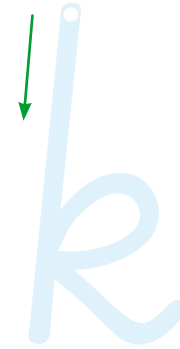
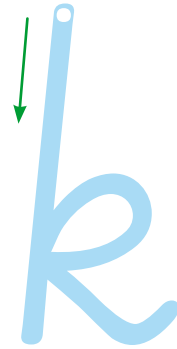
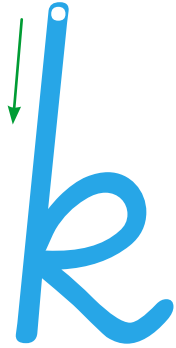


Beginners practice a lowercase *k*. The dots in the letters and the arrows help children form the letter. There is a page where you can type in a different word, delete the picture and draw your own image.



koala

Your name

The letters a child first learns will easily join up for a true cursive in First Grade.  
Sometimes P and p are difficult to tell apart. Learning them together helps!

Your name:

Pp Pp Pp

Pete puts pepper on

Pepe's purple potato.

This is a page for older students. The exemplar letters are smaller, more suitable to the older hand.

Warmup exercises are included on most pages in the program. They help to achieve a relaxed mood with easy movements, and to focus on the way the letters are formed.

The sentences at the bottom of the page can be edited. The student will enjoy practice more if the text is relevant to



Always bring the last downstroke to the baseline. The letter *a* can look like *o*, especially if its downstroke is short as *a* joins to another letter. Look at that dark blue line and follow it to its end! Also, the letter *o* can look like *a* if a horizontal join sags too much.

Use your own paper and write this for warmup:

uuuu aoo uuuu aoo uuuu aoo uuuu aoo uuuu aoo

Write these words:

glad tad toad float boat  
cat can sand coat soap  
gloat road coast goat stoat

Copy these sentences:

The goat ate our caracal coats.

Ida toasted a roast with toast on a charcoal fire.

Was a load of tomatoes sadly sold to a cat or dog?

Harold's malady was from an overdose of old chocolate candy.