

French and Spanish for Kids from [Foreign Language House](#)

Enjoy these sample games and printables for beginning elementary learners!



Hello! How's it going? ¡Hola! ¿Cómo estás? (Spanish) Bonjour! Comment ça va? (French)



English: It's going well.
Spanish: Estoy bien
French: Ça va bien.

So-so.
Más o menos.
Comme ci comme ça.

It's going badly.
Estoy mal.
Ça va mal.

[Click here for Greetings Songs in Spanish and French](#)


Games and activities for teaching "How's it going?"

- Create paper plate faces for children to hold up as a "mask" while giving a response.
- Cut out the above flash cards. Say a response, and children hold up the matching card.
- Make two copies of the flash cards. Turn them over and play a matching games.
- Use a toy microphone to ask children the question.
- Toss a ball while asking/answering the question.
- Role-play the mini-conversation with stuffed animals or action figures.
- Play charades.
- Do a "How are you?" chant by asking the question and giving answers in rhythm.
- Use gestures to accompany each response.
- Fill out the printable on the following page in the language of choice. Copy the question at the top, and label the responses beneath each face. Interview friends and family members, tallying the answers.

Preposition Partners: Describing Location in Spanish



el cangrejo (the hermit crab)





la concha (the shell)

está = is
encima de = on top of
en = in
delante = in front of
detrás = behind
a la derecha de = to the right of
a la izquierda de = to the left of

1. Cut out the hermit crab and shell flash cards.
2. [Click here to practice the prepositions in Spanish.](#) You will also hear sentences and arrange your flash cards according to the directions.
3. Fold a sheet of paper into six sections. Create, write, and illustrate one sentence of your choice in each square:


Example of one sentence:

  <i>El cangrejo está a la derecha de la concha.</i>	

Preposition Partners: Describing Location in French



le bernard-l'hermite (the hermit crab)



la coquille (the shell)

est = is

sur = on

sous = under

dans = in

devant = in front of



derrière = behind

à droite de = to the right of

à gauche de = to the left of

1. Cut out the hermit crab and shell flash cards.
2. [Click here to practice the prepositions in French.](#) You will also hear sentences and arrange your flash cards according to the directions.
3. Fold a sheet of paper into six sections. Create, write, and illustrate one sentence of your choice in each square:

Example of one sentence:

  <p><i>Le bernard-l'hermite est à droite de la coquille.</i></p>	

Family Vocabulary in Spanish and French: *Cut the squares, mix, and match!*

English	Spanish	French
the mother	la mamá	la mère
the father	el papá	le père
the sister	la hermana	la soeur
the brother	el hermano	le frère
the uncle	el tío	l'oncle
the aunt	la tía	la tante
the boy cousin	el primo	le cousin
the girl cousin	la prima	la cousine
the grandmother	la abuela	la grand-mère
the grandfather	el abuelo	le grand-père

Label the Family Picture in Spanish or French



Draw and label your own family in the rectangle below.





The following four pages are excerpted from **Básicos Bonitos: Volume I**, a 40-page ebook for beginning Spanish learners. Here's the introduction:

A Spanish Basics Bonanza

Keep it simple! And *Básicos Bonitos* does just that for Spanish learner of all ages. *Básicos Bonitos* offers a simple, but fun introduction or review. Vocabulary groups like *colors, numbers, days of the week, greetings, animals, family, all about me, and verbs* are distilled to the bare minimum that beginners can take in and remember.

We have over forty years of foreign language teaching experience combined and we used our experience and knowledge of how languages are acquired and learned.

- Visual simplicity
- Vocabulary picture strips
- Vocabulary word strips
- Clear logical sequence of every day vocabulary groups
- Engaging characters, *Chico el perro* and *Sergio el serpiente*
- Repetitive, sequential stories using the vocabulary
- Games and activities to use with the picture and word strips
- Free podcasts of the vocabulary groups and the stories

How Language Skills are Learned

Most learners acquire language skills in this order: 1-Listening, 2-Speaking, 3-Reading, 4-Writing

Basicos Bonitos is set up for learners to learn and practice Spanish in this sequence. A generation or two ago language learners were taught writing first, and most didn't achieve functional proficiency.

The podcast links are for the listening steps. The more that learners say the vocabulary and phrases the better, so the flash card activities and games are designed to elicit speaking. Readers should try to read the selections as many times as possible. Finally, writing in Spanish comes after learners have "enough language" to have internalized the letters and sounds. Just copying Spanish words and labeling pictures is the place for a novice-level learner to start.

Hola,
buenos días.



Hola, buenos días.
¿Cómo estás?



Estoy bien.
¿Cómo te llamas?



Me llamo
Sergio.



Me llamo Chico. Hasta luego



Hasta luego
Chico. Adiós.



Los Animales - Animals

Cut the squares, mix, and match!

el animal	the animal
la mascota	the pet
el perro	the dog
el gato	the cat
el pez	the fish
el ratón	the mouse
el hámster	the hamster
el caballo	the horse

Los Animales - Tic Tac Toe

Actividades

Touch and Say: Touch the picture and say the Spanish word or a Spanish sentence.

Tic Tac Toe: Say the Spanish word before marking X or O.

Pictionary: Cut up cards. Player picks a card and draws a picture for others to identify.

Charades: Cut up cards. Player picks a card and acts it out for others to identify.

Pick and Write: Cut up cards. Player picks a card and writes a Spanish description for others.



Images on this Tic Tac Toe grid supplied by classroomclipart.com