



Back to Homeschool


Count the elements and color the correct number of circles:




Five yellow pencils are arranged in a vertical column. To the right of the pencils is a 5x2 grid of ten empty circles for counting.




Two red calculators are shown, one above the other. To the right of the calculators is a 5x2 grid of ten empty circles for counting.




Nine red notebooks are arranged in a 3x3 grid. To the right of the notebooks is a 5x2 grid of ten empty circles for counting.



Three green chalkboards with yellow borders are arranged in a vertical column. To the right of the chalkboards is a 5x2 grid of ten empty circles for counting.



A single glowing yellow lightbulb with radiating lines is shown. To the right of the lightbulb is a 5x2 grid of ten empty circles for counting.



Eight red and teal handbags are arranged in a 4x2 grid. To the right of the handbags is a 5x2 grid of ten empty circles for counting.